

Name: _____



First Grade Homework Room 6 & 18

Week of: May 12, 2014

Return on: May 16, 2014

* The spelling test is on Friday, May 16

Instructions:

1. Read daily for at least 15 minutes and complete the attached reading log. Work on the other attached worksheets. Complete at least one math, one Language Arts, and one Chinese page each day.
2. Please have an adult check your work, and have them help you correct any errors.
3. Turn in completed packet on **Friday**.

My child has completed all of the assigned homework and we have reviewed it together.


Parent Signature: _____

*Room 6 :

English spelling test: Every Friday or the last day of the week

Chinese word test: Every Monday or the first day of the week


First Grade Spelling Words
Theme 6 Week 5



1. lunchtime
2. daydream
3. shortcake
4. pancakes
5. picnic
6. perform
7. jumping
8. running
9. certain
10. minutes

Challenge words:

everything strawberry



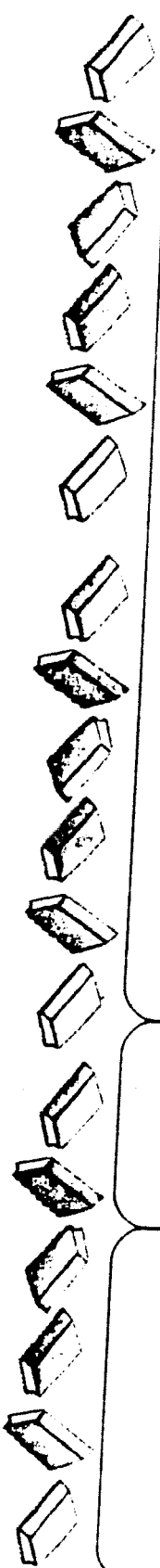
Please read with your child for 15 minutes each day

Reading Log

Once upon a time



Thursday	Wednesday	Tuesday	Monday	Sample
<div>Book Title</div>	<div>Book Title</div>	<div>Book Title</div>	<div>Book Title</div>	<div>My Friend Rabbit</div>
<div>Minutes</div>	<div>Minutes</div>	<div>Minutes</div>	<div>Minutes</div>	<div>15</div>
<div>Adult Signature</div>	<div>Adult Signature</div>	<div>Adult Signature</div>	<div>Adult Signature</div>	<div>Adult Signature</div>



Spelling Homework

Write your spelling words three times each.

1. _____

2. _____

3. _____

4. _____

5. _____

6. _____

7. _____

8. _____

9. _____

10. _____

Write your spelling words in ABC order:

_____, _____, _____

_____, _____, _____

_____, _____, _____

Name _____

Practice

Fluency:
Choral Read:
Expression:

As I read, I will pay attention to what people say.

- 8 "We are going to get our new puppy
tomorrow," said Dad.
11 "I think we will need to buy some things
20 to take care of her."
25 "What will we need?" asked Molly.
31 "Let's think of things," said Dad. "You can
write them."
41 "The first things we will need are dishes.
48 We will put her food and water in two dishes.
58 We will also need a leash so that we can
68 take her for walks."
72 "I think she might like a ball," said Molly.
81 "Good thinking!" said Dad. 85

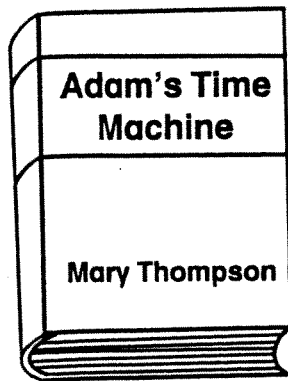
Please practice reading this fluency passage daily. The goal is to be able to read it smoothly without errors. If it is difficult, master a sentence a day. If it has become easy, just read it once through and then read a book of your choice. This can help count toward the 15 minutes of reading each day.

My child has read this passage each day.
Parent signature _____



Name _____

A. Look at the book cover. Then fill in the missing information on the card catalog page.



Electronic Card Catalog	
SEARCH	
Call Number	J FICT
Author	_____
Title	_____
Publisher	Young Publishing, New York, © 2002
Subject	Inventions -- Fiction Friendship -- Fiction Time Travel -- Fiction Adventure -- Fiction
Summary	Adam builds a time machine and travels back in time to meet famous inventors including Ben Franklin, Benjamin Banneker, and Thomas Edison.

B. Use the card catalog page to answer the questions.

1. When was the book published? _____

2. What is the call number? _____

3. Is this book fiction or nonfiction? _____

4. What subjects can you read about in this book?

Name _____

Phonics:
ou, ow

Read the words in the box.
Find them in the puzzle. Then circle them.

frown
plowfound
nowout
roundmouth
clownhouse
ground

h a m o p l o w
g h o n m c u x
r o u n d l t f
o u t u x o c r
u s h l r w l o
n e f o u n d w
d n o w o f x n

Use words from the box in sentences.



Name _____

against	fall	sure	below
yellow	orange	wondered	season

Use the words in the box to complete the story.

Fall Has Come!

1. "Oh look, _____ has come," sang Owl to Redbird.


2. Owl is _____ it will turn cold.

3. The leaves will be red, _____, and orange.

4. Owl likes the _____ leaves best.


5. Then all the leaves will fall down, _____ Owl's tree.

Name _____

Write a sentence that tells about each picture.**Then draw a picture and write a sentence to finish the story.**







Name _____

Grammar:
Color Words

An adjective tells about a noun. Some adjectives tell the color of something.

Example: **blue** sky

**Find the color word in each sentence.
Write it on the line.**

1. Look at the yellow roses.
2. Flick the black switch.
3. Wait until the green light comes on.
4. The clown has a red nose.
5. Do you like my pink coat?

To the Teacher: Have children complete the page independently. Then have children generate sentences with the target skill.

Name _____

Write one or two letters in each blank to make a word. Write sentences using some of the words.

 1. _____ ound _____ ound _____ ound

 2. _____ ouse _____ ouse _____ ouse

 3. _____ own _____ own _____ own

 4. _____ ounce _____ ounce

Name _____

Look at each set of words.

One word in each set is spelled correctly.

Use a pencil to fill in the circle in front of that word.

Sample A is done for you.

Sample A:

☐ A. our

☐ B. aour

☐ C. ourr

1. ☐ A. coww

☐ B. kow

☐ C. cow

2. ☐ A. town

☐ B. towwn

☐ C. townn

3. ☐ A. mous

☐ B. mouse

☐ C. mos

4. ☐ A. howw

☐ B. hoow

☐ C. how

5. ☐ A. out

☐ B. outt

☐ C. owt

6. ☐ A. mouth

☐ B. mowth

☐ C. mouh

7. ☐ A. broun

☐ B. brownn

☐ C. brown

8. ☐ A. clud

☐ B. clowd

☐ C. cloud

Name _____

Reteaching

18-1

Values of Penny and Nickel

A nickel = 5 cents.

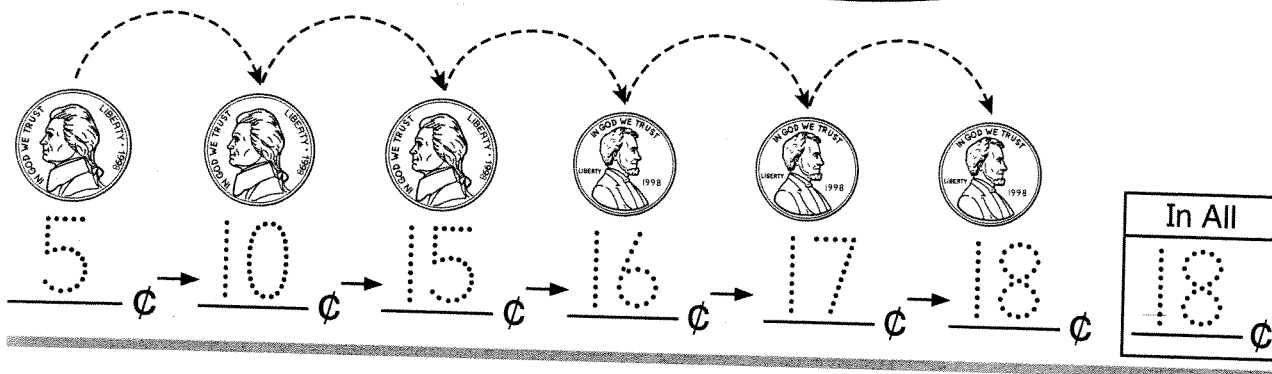
Skip count by 5s for nickels.

A penny = 1 cent.

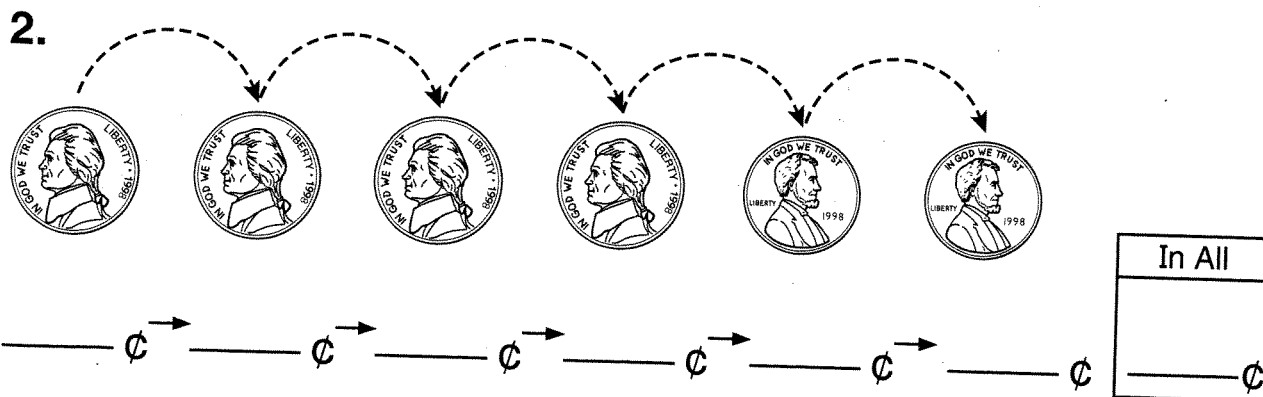
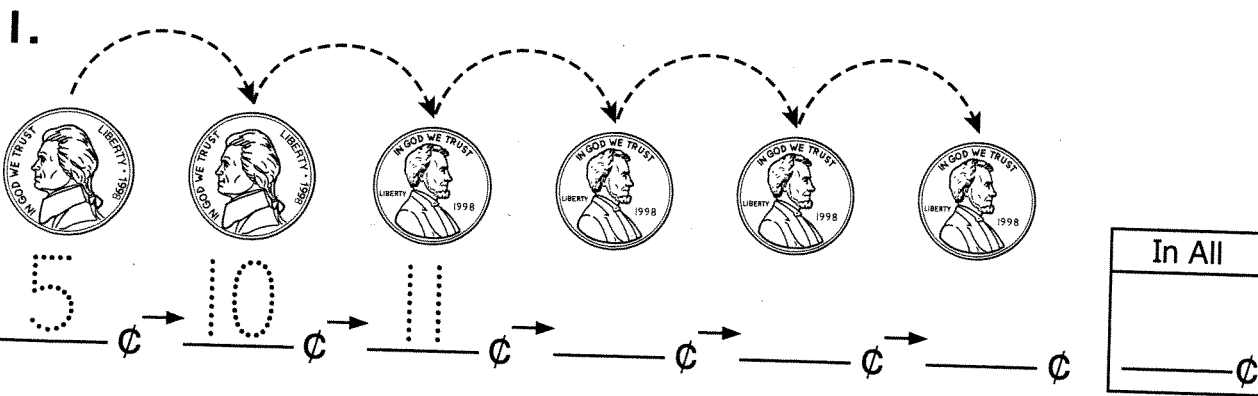
Count by 1s for pennies.

Skip count by 5s for the nickels.

Then count on by 1s for the pennies.



Skip count by 5s and count on by 1s to find how much money in all.



Name _____

Practice

18-1

Values of Penny and Nickel

1. Count on. Then write how much money in all.



5 ¢

6 ¢

7 ¢

8 ¢

9 ¢

In All
<u>9</u> ¢

2.



_____ ¢

_____ ¢

_____ ¢


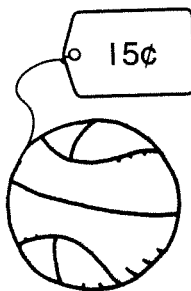
_____ ¢

_____ ¢


In All
_____ ¢

Circle the coins that match each price.

3.



4.



Reasoning

5. Jan has 6 coins. She has 2 nickels.
The rest are pennies.
How much money does Jan have?

15¢
○

14¢
○

13¢
○

12¢
○

Name _____

Reteaching

18-2

Values of Penny, Nickel, and Dime

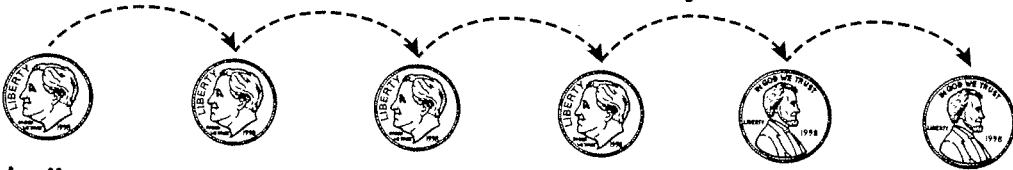
A dime = 10 cents.

Skip count by 10s for dimes.

A penny = 1 cent.

Count by 1s for pennies.

Skip count by 10s. Then count on by 1s.

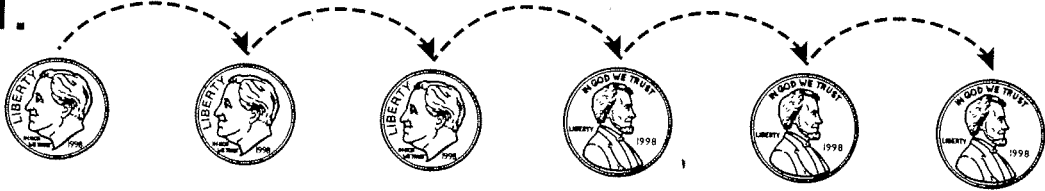


10¢ → 20¢ → 30¢ → 40¢ → 41¢ → 42¢

In All
42¢

Skip count by 10s and count on by 1s to find how much money in all.

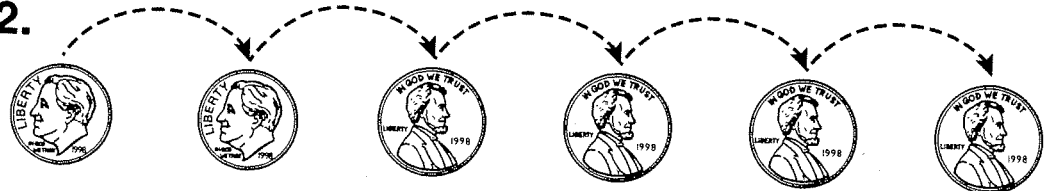
1.



10¢ → 20¢ → 30¢ → _____¢ → _____¢ → _____¢

In All
_____¢

2.



_____¢ → _____¢ → _____¢ → _____¢ → _____¢ → _____¢

In All
_____¢

Name _____

Practice

18-2

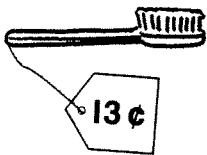
Values of Penny, Nickel, and Dime

Circle the coins you could use to buy each item.


1.



2.



3.



Journal

4. An apple costs 7¢. An orange costs 8¢.
A banana costs 9¢. You have 2 dimes.
Which 2 pieces of fruit could you buy?

_____ and _____

How much money would you have left?

_____¢

Name _____

Reteaching

18-3

Counting Dimes, Nickels, and Pennies

When you count coins, start with the coin that is worth the most.


A dime is worth more than a nickel.

A nickel is worth more than a penny.

Count dimes by 10s.

Count nickels by 5s.

Count pennies by 1s.




In All
41¢

10¢ → 20¢ → 30¢ → 35¢ → 40¢ → 41¢

Count on. Then write how much money in all.


1.



In All
 _____¢

10¢ 20¢ 25¢ _____¢ _____¢ _____¢

2.



In All
 _____¢

_____¢ _____¢ _____¢ _____¢ _____¢ _____¢

Name _____

Practice

18-3

Counting Dimes, Nickels, and Pennies

Skip count.

Then write how much money in all.

1.



In All
37 ¢

2.



In All
¢

3.



In All
¢

4.



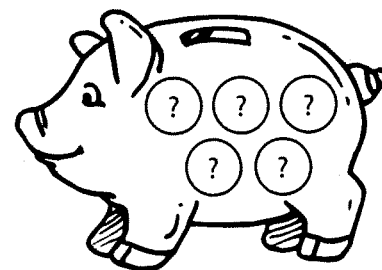
In All
¢

Number Sense

5. There are 5 coins in Dan's bank.

At least 1 is a nickel. The rest are dimes.

What is the greatest amount of money Dan could have?



☐ 25¢

☐ 30¢

☐ 45¢

☐ 50¢

名字: _____

fruit

shuǐ

water

940

fruit

水

↓기가水

果

1 7 月 日 旦 卑 果 果

名字: _____

<p>zhè 这 this</p> <p>、 十 十 文 文 这 这</p>	<p>shì 是 is/are/am</p> <p>、 一 月 日 旦 早 是 是 是</p>

名字: _____

whose

<p>shuí</p> <p>谁</p> <p>谁 谁 谁 谁 谁 谁 谁 谁</p>	<p>who</p> <p>谁</p>	<p>de</p> <p>的</p> <p>的 的 的 的 的 的 的 的</p>